




BRITTANY MATTHEWS  
THE PROMOTION LADY, LLC

# THE SOCIAL MEDIA

Unleash Your  
Maximum Potential



# CONTENT CREATOR'S ROADMAP



# FROM

Chart Your Course  
(Create Your Success)

# ZERO → TO

# CONTENT

# HERO



A Step-by-Step  
Workbook for Beginning  
Online Creators

# Define Your Why




Being an online content creator involves the creation and sharing of digital content across various platforms such as social media, blogs, videos, and podcasts. As an online content creator, you have the opportunity to express your creativity, share your knowledge, connect with others, and potentially even monetize your content. This dynamic field allows individuals to build their personal brand, engage with a global audience, and contribute to online communities.

## Benefits of Creating Content Online

This is a comprehensive guide and workbook designed to assist beginners in becoming successful online content creators. It provides step-by-step guidance, practical exercises, and valuable insights to navigate the process effectively.

Ultimately, we empower beginners with the knowledge, tools, and resources necessary to kickstart their online content creation journey and increase their chances of success in this exciting and rapidly evolving field.




# First Steps

**Take a few minutes to reflect on your personal and professional goals. What are your passions, interests, and hobbies? What topics do you feel strongly about?**

Write your answer here...

**Consider the benefits of creating content online. What do you hope to gain by becoming an online content creator? Do you want to share your knowledge, connect with others, or build a personal brand?**

Write your answer here...



**Write down your WHY. Based on your reflections, write a brief statement that explains why you want to become an online content creator. This statement should be personal and meaningful to you.**

Write your answer here...

## Example for an aspiring travel blogger

*"My why is to inspire others to explore the world and experience new cultures, while also learning more about myself and my place in the world. I believe that travel has the power to open our minds, connect us with others, and make the world a better place, and I want to share that message through my content."*

Remember, your why statement should be unique to you, and should reflect your personal goals and values. Use this exercise as a starting point to define your why, and refer back to it whenever you need motivation or inspiration to create content.

# The Benefits



N.1

## Creative Expression

Online content creation provides a platform for you to unleash your creativity and showcase your unique voice and ideas. Whether it's through writing, photography, videography, or other mediums, you have the freedom to express yourself and share your passions with the world.

*Empower your content creation journey.*

N.2


## Knowledge Sharing

Creating content online allows you to share your expertise, skills, and experiences with others. You can educate and inspire your audience, helping them learn and grow in various areas of interest.

N.3

## Global Reach

The internet offers a vast audience base, allowing you to connect with people from around the world. Your content has the potential to make a positive impact, spark conversations, and inspire individuals from diverse backgrounds.



N.4

## Building a Personal Brand

As an online content creator, you have the opportunity to develop a personal brand that reflects your values, style, and niche. This branding can lead to recognition, credibility, and increased opportunities for collaborations and partnerships.

N.5

## Networking and Community Building

Creating content online enables you to connect with like-minded individuals, industry professionals, and potential collaborators. Building a network and engaging with your audience fosters meaningful relationships and opens doors to new opportunities.

N.6

## Monetization Possibilities

Content creation can serve as a source of income. By growing your audience and establishing a loyal following, you can explore various monetization avenues, such as brand partnerships, sponsored content, advertising, merchandise sales, or offering products and services.

N.7

## Flexibility and Independence

Embrace the freedom of online content creation, where you set the pace and shape your creative journey. Enjoy the flexibility, independence, and limitless opportunities to express your passions and build a fulfilling career on your terms. Unleash your creativity and unlock your potential today.




# Finding Your Niche

**Brainstorm your interests, skills, and expertise.**

Write your answer here...


**Research popular topics within those areas and identify gaps or underserved niches.**

Write your answer here...



<b>Define your target audience by considering demographics, interests, and needs.</b>	
Are they male or female?	
How old are they?	
Single? Married? Kids?	
What do they do for work?	
Where do they live?	
What worries do they have?	
What are they frustrated with?	
What are their values in life?	
Why will they want to visit your site?	

<b>Research popular topics within those areas and identify gaps or underserved niches.</b>
Write your answer here...

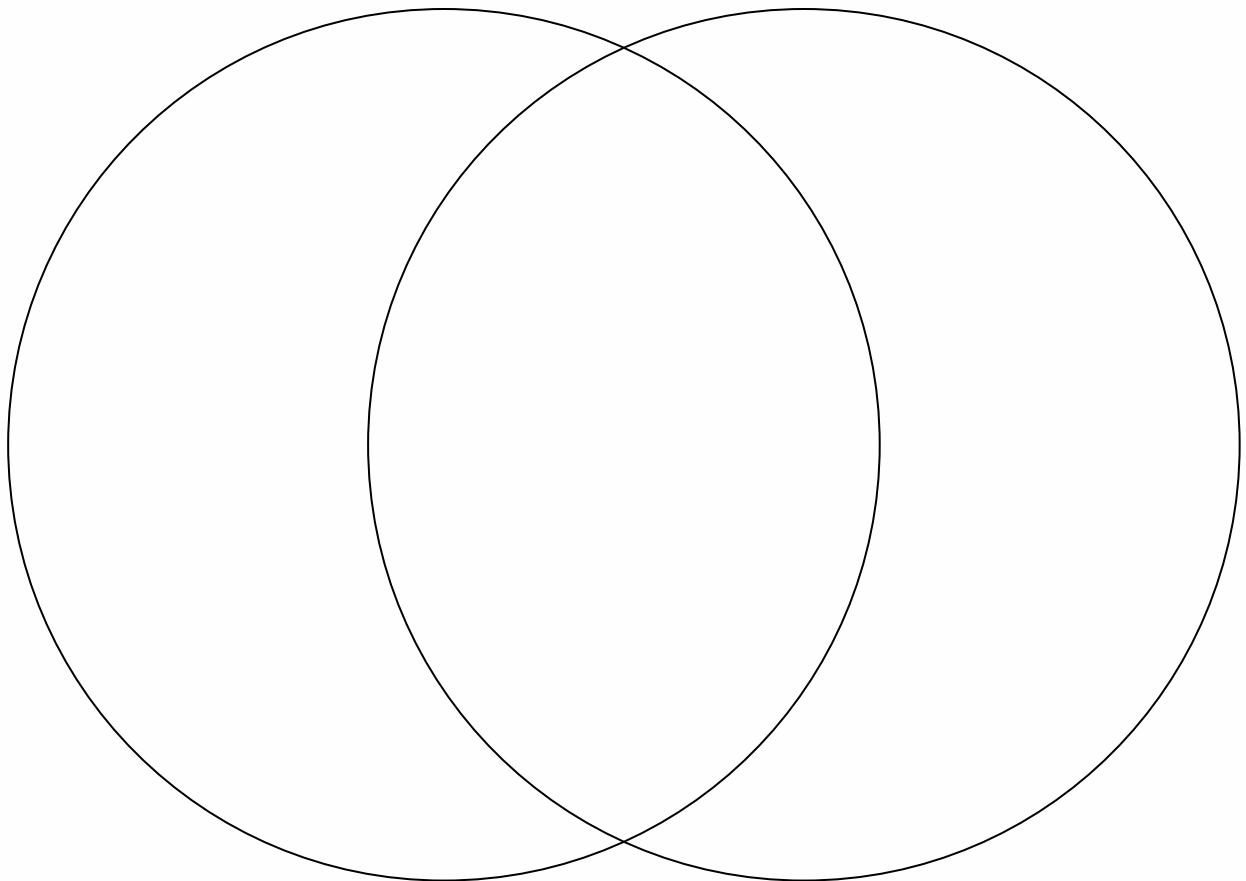





Create a Venn diagram or list to find the intersection between your passions and the audience's interests.

Your passions

Audience's interests



Notes:



# Your Personal Brand




**Define your core values and key characteristics that represent your brand.**

Write your answer here...

**Identify your unique style, voice, and visual elements that align with your brand.**

Write your answer here...



Create a brand mood board or collage to visually represent your brand identity here.

Logo Color Code(s):

Logo Font(s):

A collection of overlapping rectangular boxes of various sizes and orientations, intended for creating a brand mood board or collage. The boxes are arranged in a way that they overlap each other, creating a layered effect. There are five main rectangular areas: a large vertical rectangle on the left, a large horizontal rectangle on the top right, a smaller horizontal rectangle in the middle, a vertical rectangle on the bottom left, and a large vertical rectangle on the bottom right. The boxes are all outlined in black and are currently empty.

Trendy? lively? modern? bold? playful? strong? cheerful?  
sophisticated?

## Write a mission statement or elevator pitch that encapsulates the essence of your brand.

### Mission Statement Example:

"Our brand is dedicated to empowering individuals to unleash their creativity, share their unique stories, and inspire meaningful connections. Through captivating content and authentic experiences, we aim to ignite passion, spark curiosity, and create a positive impact in the lives of our audience."

### Elevator Pitch:

"At [Brand Name], we are passionate about fostering creativity and connecting with others through compelling content. We strive to inspire and empower individuals to embrace their authentic selves, explore new perspectives, and embark on a transformative journey. Join us as we create a vibrant community where creativity knows no bounds."

Write your answer here...

# Selecting Suitable Platforms

**Research and compare different online platforms such as social media, blogs, and video-sharing sites.**

Write your answer here...

**Evaluate each platform's features, target audience, and engagement levels.**


Write your answer here...

**Consider your content type, format, and audience preferences to determine the most suitable platforms.**

--

**Create a pros and cons list for each platform to make an informed decision.**

<b>Platform</b>	<b>Pros</b>	<b>Cons</b>



# Creating Content




**Define the purpose and goals of your content.**

Write your answer here...

**Research and study successful content creators in your niche.**

Write your answer here...



## Chapter 7: Creating High-Quality Content

### INSTRUCTIONS

# Practice Your Skills

Engage in deliberate practice by consistently creating content across various mediums such as writing compelling articles, capturing stunning photographs, and producing captivating videos, allowing you to hone your skills, experiment with different techniques, and discover your unique creative voice.


# Seek feedback

Embrace a growth mindset by actively seeking constructive feedback from respected individuals in your field or engaging with online communities dedicated to content creation, enabling you to gain valuable insights, identify areas for improvement, and elevate the overall quality and impact of your content.

### RESOURCES

- Explore online courses, tutorials, or books that cover content creation techniques and best practices.
- Hire us to give you exclusive strategies to boost your social media presence.
- Join workshops or webinars led by experts in your chosen content format.
- Utilize editing tools and software specific to your content medium

Notes:







# Conclusion

Congratulations on completing this comprehensive workbook for aspiring online content creators! Throughout this journey, you have gained valuable insights, acquired practical skills, and developed a strategic mindset to thrive in the dynamic world of online content creation.

Remember, becoming a successful online content creator is a continuous learning process. Embrace experimentation, adapt to changes in the digital landscape, and remain open to new possibilities. Your unique voice and creative expression have the power to make a profound impact on your audience and the online community.

*Stay true to your passions, values, and personal brand*

Never forget that creating content online is not just about sharing your ideas but also about connecting with others, inspiring, educating, and entertaining. Embrace the responsibility and privilege that comes with having a platform, and use it to spread positivity and make a difference.

Remember, you have the potential to become a standout online content creator for your business. Embrace the challenges, learn from setbacks, and let your creativity shine. Your unique perspective and authentic voice will captivate and inspire your audience.

You Got This!

*Brittany Matthews*  
THE PROMOTION LADY